




DUGGAR HOUSING DEVELOPMENTS LIMITED



An ISO 9001 - 2008 Company
Fm 537017

Introductory sub-table (I)(a)

Name of the Company: Dugar housing developments limited

Scrip Code, Name of the scrip, class of security: 511634, Dugar Housing Development Limited, Equity

Quarter ended: 30.09.2015


Partly paid-up shares:-	No. of partly paid-up shares	As a % of total no. of partly paid-up shares	As a % of total no. of shares of the company
Held by promoter/promoter group	0	0	0
Held by public	0	0	0
Total - D	0	0	0

Outstanding convertible securities:- No. of outstanding securities	As a % of total no. of outstanding convertible securities	As a % of total no. of shares of the company, assuming full conversion of the convertible securities
Held by promoter/promoter group	0	0
Held by public	0	0
Total - E	0	0

Warrants:-	No. of warrants	As a % of total no. of warrants	As a % of total no. of shares of the company, assuming full conversion of warrants
Held by promoter/promoter group	0	0	0
Held by public	0	0	0
Total - F	0	0	0

Total paid-up capital of the company, assuming full conversion of warrants and convertible securities	3000000
--	----------------

Regd. Off : **Dugar Towers**, 34 (123) Marshalls Road, Egmore, Chennai - 600 008, India
 Tel : 2858 7878 Fax : 2855 2244 Email : housing@dugar.in Website : www.dugar.in




Statement Showing Shareholding Pattern

Table (D)(a)


Category code	Category of Shareholder	Number of Shares	Total number of shares	Number of shares held in dematerialized form	Total shareholding as a percentage of total number of shares		Shares Pledged or otherwise encumbered	As a percentage
					As a percentage of (A+B) ¹	As a percentage of (A+B+C)		
(I)	(II)	(III)	(IV)	(V)	(VI)	(VII)	(VIII)	(IX) = (VIII)/(IV)*100
(A)	Shareholding of Promoter and Indian							
1								
(a)	Individuals/ Hindu Undivided Family	3	260500	260500	8.68	8.68	0	0.00
(b)	Central Government/ State Government(s)	0	0	0	0.00	0.00	0	0.00
(c)	Bodies Corporate	2	349400	349400	11.65	11.65	0	0.00
(d)	Financial Institutions/ Banks	0	0	0	0.00	0.00	0	0.00
(e)	Any Others(Specify)							
(e-i)	Directors and Relatives	6	435100	427600	14.50	14.50	0	0.00
(e-ii)								
	Sub Total(A)(I)	11	1045000	1037500	34.83	34.83	0	0.00
2	Foreign							
a	Individuals (Non-Residents Individuals/ Foreign Individuals)	0	0	0	0.00	0.00	0	0.00
b	Bodies Corporate	0	0	0	0.00	0.00	0	0.00

2/11/14



[Handwritten Signature]

c	Institutions	0	0	0	0	0.00	0.00	0	0.00
d	Any Others(Specify)	0	0	0	0	0.00	0.00	0	0.00
d-i		0	0	0	0	0.00	0.00	0	0.00
d-ii		0	0	0	0	0.00	0.00	0	0.00
	Sub Total(A)(2)	0	0	0	0	0.00	0.00	0	0.00
	Total Shareholding of Promoter	11	1045000	1037500	34.83	34.83	0	0	0
(B)	Public shareholding								
1	Institutions								
(a)	Mutual Funds/ UTI	0	0	0	0.00	0.00	0	0.00	
(b)	Financial Institutions Banks	0	0	0	0.00	0.00	0	0.00	
(c)	Central Government/ State Government(s)	0	0	0	0.00	0.00	0	0.00	
(d)	Venture Capital Funds	0	0	0	0.00	0.00	0	0.00	
(e)	Insurance Companies	0	0	0	0.00	0.00	0	0.00	
(f)	Foreign Institutional Investors	0	0	0	0.00	0.00	0	0.00	
(g)	Foreign Venture Capital Investors	0	0	0	0.00	0.00	0	0.00	
(h)	Any Other (specify)	0	0	0	0.00	0.00	0	0.00	
(h-i)		0	0	0	0.00	0.00	0	0.00	
(h-ii)									
	Sub-Total (B)(1)	0	0	0	0.00	0.00	0.00	0.00	
B 2	Non-institutions								
(a)	Bodies Corporate	19	149700	5000	4.99	4.99	0	0.00	
(b)	Individuals								




1/14

Handwritten signature

I	Individuals - i. Individual shareholders holding nominal share capital up to Rs 1 lakh	5118	1530200	107000	51.01	51.01	0	0.00
II	ii. Individual shareholders holding nominal share capital in excess of Rs. 1 lakh.	9	274500	106500	9.15	9.15	0	0.00
(c)	Any Other (specify)							
(c-i)	Hindu undivided Family	2	600	500	0.0200	0.0200	0	0.00
(c-ii)								
	Sub-Total (B)(2)	5148	1955000	219000	65.17	65.17	0	0.00
(B)	Total Public Shareholding (B)= (B)(1)+(B)(2)	5148	1955000	219000	65.17	65.17	0	0.00
	TOTAL (A)+(B)	5159	3000000	1256500	100.00	100.00		
(C)	Shares held by Custodians and against which Depository Receipts have been Issued							
1	Promoter and Promoter Group	0	0	0	0	0.00	0	0.00
2	Public	0	0	0	0	0.00	0	0
	Sub-Total (C)	0	0	0	0	0	0	0
	GRAND TOTAL (A)+(B)+(C)	5159	3000000	1256500		100.00	0	0.00


S/M



(D)(b) Statement showing holding of securities (including shares, warrants, convertible securities) of persons belonging to the category "Promoter and Promoter Group"

Sr.	Name of the shareholder	Details of Shares held			Encumbered shares (*)			Details of warrants		Details of convertible securities		Total shares (including underlying shares assuming full conversion of warrants and convertible securities) as a % of diluted share capital
		Number of shares held	As a % of grand total (A)+(B)+(C)	No.	As a percent age	As a % of grand total (A)+(B)+(C) of sub-clause (I)(a)	Number of warrants held	As a % of total number of warrants of the same class	Number of convertible securities held	As a % of total number of convertible securities of the same class		
(i)	(ii)	(iii)	(iv)	(v)	(vi) = (v)/(iii)*100	(vii)	(viii)	(ix)	(x)	(xi)	(xii)	
INDIVIDUALS												
1	N.Tarachand Dugar	200500	6.68	0	0.00	0.00	0	0	0	0	0	6.68
2	T.Padma Dugar	30000	1.00	0	0.00	0.00	0	0	0	0	0	1.00
3	T.Ramesh Dugar	30000	1.00	0	0.00	0.00	0	0	0	0	0	1.00
		260500	8.68	0	0	0	0	0	0	0	0	8.68


6/13



(D)(c)(i) Statement showing holding of securities (including shares, warrants, convertible securities) of persons belonging to the category "Public" and holding more than 1% of the total number of shares


Sr. No.	Name of the shareholder	Number of shares held	Shares as a percentage of total number of shares i.e., Grand Total (A)+(B)+(C) indicated in Statement at para (D)(a) above}	Details of warrants		Details of convertible securities		Total shares (including underlying shares assuming full conversion of warrants and convertible securities) as a % of diluted share capital
				Number of warrants held	As a % of total number of warrants of the same class	Number of convertible securities held	% w.r.t total number of convertible securities of the same class	
1	RamanaShetty KV	40000	1.33	0	0	0	0	1.33
2	GK Shetty Builders Pvt Ltd	125000	4.17	0	0	0	0	4.17
3	Saritha R	53250	1.78					
4	Pranodh P	53250	1.78					
TOTAL		271500	9.05	0	0	0	0	5.50

2/11



(I)(c)(ii) Statement showing holding of securities (including shares, warrants, convertible securities) of persons (together with PAC) belonging to the category "Public" and holding more than 5% of the total number of shares of the company

Sr. No.	Name(s) of the shareholder(s) and the Persons Acting in Concert (PAC) with them	Number of shares	Shares as a percentage of total number of shares {i.e., Grand Total (A)+(B)+(C) indicated in Statement at para (I)(a) above}	Details of warrants		Details of convertible securities		Total shares (including underlying shares assuming full conversion of warrants and convertible securities) as a % of diluted share capital
				Number of warrants	As a % total number of warrants of the same class	Number of convertible securities held	% w.r.t total number of convertible securities of the same class	
1			0.00		0		0	
2								
3								
4								
5								
6								
7								
8								
9								
10								
TOTAL		0	0.00	0	0	0	0	0



9/14

(D)(d) Statement showing details of locked-in shares

Sr. No.	Name of the shareholder	Number of locked-in shares	Locked-in shares as a percentage of total number of shares {i.e., Grand Total (A)+(B)+(C) indicated in Statement at para (D)(a) above}
1	Sachi Jain	2500	0.08
2	Shruthi Dugar	2500	0.08
3	Jayshree Jain	100	0.00
4	R.Sonali Dugar	2400	0.08
TOTAL		7500	0.25


10/11



[Handwritten signature]

(II)(a) Statement showing details of Depository Receipts (DRs)


Sr. No.	Type of outstanding DR (ADRS, GDRs, SDRs, etc.)	Number of outstanding DRs	Number of shares underlying outstanding DRs	Shares underlying outstanding DRs as a percentage of total number of shares {i.e., Grand Total (A)+(B)+(C) indicated in Statement at para (I)(a) above}
1				0.00
2	NIL			0.00
3				0.00
4				0.00
5				0.00
6				0.00
7				0.00
8				0.00
9				0.00
TOTAL		0	0	0.00



11/11


(11)(b) Statement showing holding of Depository Receipts (DRs), where underlying shares held by "promoter/promoter group" are in excess of 1% of the total number of shares


Sr. No.	Name of the DR Holder	Type of outstanding DR (ADRs, GDRs, SDRs, etc.)	Number of shares underlying outstanding DRs	Shares underlying outstanding DRs as a percentage of total number of shares {i.e., Grand Total (A)+(B)+(C) indicated in Statement at para (1)(a) above}
1				0.00
2	NIL			0.00
3				0.00
4				0.00
5				0.00
6				0.00
7				0.00
8				0.00
9				0.00
TOTAL			0	0.00



(11)(b) Statement showing holding of Depository Receipts (DRs), where underlying shares held by "promoter/promoter group" are in excess of 1% of the total number of shares

Sr. No.	Name of the DR Holder	Type of outstanding DR (ADRs, GDRs, SDRs, etc.)	Number of shares underlying outstanding DRs	Shares underlying outstanding DRs as a percentage of total number of shares {i.e., Grand Total (A)+(B)+(C) indicated in Statement at para (1)(a) above}
1				0.00
2	NIL			0.00
3				0.00
4				0.00
5				0.00
6				0.00
7				0.00
8				0.00
9				0.00
TOTAL			0	0.00

18/11/11



III (a) Statement showing the voting pattern of shareholders if more than one clause of shares/ securities is issued by the issuer

S.No	Category of shareholder	Number of voting rights held in each class of securities			Total voting rights	Total Voting Rights	
		Class X (III)	Class Y (IV)	Class Z (V)		As a % of (A+B)- VII (ie VI)	As a % of (A+B+C) VIII
(1)	(II)				(VI)	As a % of (A+B)- VII	As a % of (A+B+C) VIII
A	Promoters and Promoters Group						
	1 INDIAN						
	a Individual/Hindu undivided Family						
	b Central Govt/ State Govts						
	c Bodies corporate						
	d Financial Institutions / Banks						
	e Any Other (Specify)						
	Sub Total (A) (1)						
	2 FOREIGN						
	a Individuals(Non Resident Individual / Foreign Individuals						
	b Bodies corporate						
	c Institutions						
	d Any Other						
	Sub Total (A) (2)						
	Total Shareholding of Promoter & Promoter Group ((A) =(A)(1)+(A)(2))						

A

M/M

