



# DUGAR

## HOUSING DEVELOPMENTS LIMITED


### Annexure to Regulation 29

Rs.in Lakhs

For the quarter ended 31.12.2016

| Particulars  | 3 months ended | 3 months Ended | Corresponding 3 months ended in the previous year | Year to date figures for current period ended | Previous accounting year ended |
|--|----------------|----------------|---|---|--------------------------------|
|  | 31.12.2016     | 30.09.2016     | 31.12.2015  | 31.12.2016                                    | 31.03.2016                     |
|  | Review         | Audited        | Review  | Review  | Audited                        |
| 1. Net Sales / Income from Operations  |                |                |   |   | 0.00                           |
| 2 Other Income   | 0.00           | 0.00           | 10.25   | 0.00  | 10.25                          |
| 3 Total Income [1+2]   | 0.00           | 0.00           | 10.25   | 0.00  | 10.25                          |
| 4 Expenditure  |                |                |   |   |                                |
| a. Increase / decrease in stock in trade and work in progress  |                |                |   |   |                                |
| b. Consumption of raw materials  |                |                |   |   |                                |
| c. Purchase of traded goods  |                |                |   |   |                                |
| d. Employee Cost   | 0.00           | 0.00           |   | 0.00  | 0.00                           |
| e. Depreciation  | 0.00           | 0.00           | 0.05  | 0.00  | 0.00                           |
| f. Other expenditure   | 3.32           | 1.73           | 1.80  | 8.68  | 8.85                           |
| g Total  | 3.32           | 1.73           | 1.85  | 8.68  | 8.85                           |
| [Any item exceeding 10% of the total expenditure to be shown separately  |                |                |   | 0.00  | 0.00                           |
| 5 Interest   | 0.00           | 0.00           | 0.00  | 0.00  | 0.00                           |
| 6 Exceptional items  | 0.00           | 0.00           | 0.00  | 0.00  | 0.00                           |
| 7 Profit [+] / Loss [-] from ordinary activities before tax (3)-(4+5+6)  | -3.32          | -1.73          | 8.40  | -8.68   | 1.40                           |
| 8 Tax expense  | 0.00           | 0.00           | 0.00  | 0.00  | 0.00                           |
| 9 Net Profit [+] . Loss [-] from Ordinary activities after tax [7-8]   | -3.32          | -1.73          | 8.40  | -8.68   | 1.40                           |
| 10 Extraordinary items [net of tax expense Rs.   | 0.00           | 0.00           | 0.00  | 0.00  | 0.00                           |
| 11 Net Profit [+] / Loss [-] for the period (9-10)   | -3.32          | -1.73          | 8.40  | -8.68   | 1.40                           |
| 12 Paid-up equity share capital [Face value of the share shall be indicated]   | 300.00         | 300.00         | 300.00  | 300.00  | 300.00                         |
| 13 Reserves excluding revaluation reserves as per balance sheet of previous accounting year  |                | 0.00           |   | 0.00  | 0.00                           |
| 14 Earnings per share [EPS]  |                |                |   |   |                                |
| a) Basic and diluted EPS before extraordinary items for the period for the year to date and for the previous year (not to be annualized) | 0.00           | 0              | 0.28  | 0.00  | 0.05                           |
| b) Basic and diluted EPS after extraordinary items for the period for the year to date and for the previous year (not to be annualized)  | 0.00           | 0.00           | 0.28  | 0.00  | 0.05                           |

*1/6*





# DUGAR

## HOUSING DEVELOPMENTS LIMITED

| Particulars   | 3 months ended | 3 months ended | Corresponding 3 months ended in the previous year | Year to date figures for current period ended | Previous accounting year ended |
|---|----------------|----------------|---|---|--------------------------------|
|   | 31.12.2016     | 30.09.2016     | 31.12.2015  | 31.12.2016                                    | 31.03.2016                     |
|   | Audited        | Reviewd        | Audited   | Audited                                       | Audited                        |
| 15. Promoters and Promoter Group Shareholding   |                |                |   |   |                                |
| a. Pledged/ Encumbered  | Nil            | Nil            | Nil   | Nil   | Nil                            |
| Number of shares  |                |                |   |   |                                |
| Percentage of shares ( as a % of the Total Shareholding of Promoter and Promoter group) |                |                |   |   |                                |
| Percentage of shares ( as a % of the Total share capital of the company)                |                |                |   |   |                                |
| b. Non - Encumbered   | 1045000        | 1045000        | 1045000   | 1045000                                       | 1045000                        |
| Number of shares  |                |                |   |   |                                |
| Percentage of shares ( as a % of the Total Shareholding of Promoter and Promoter group) | 34.83          | 34.83          | 34.83   | 34.83   | 34.83                          |
| Percentage of shares ( as a % of the Total share capital of the company)                |                |                |   |   |                                |
| 16 Public shareholding  |                |                |   |   |                                |
| .. Number of shares   | 1955000        | 1955000        | 1955000   | 1955000                                       | 3000000                        |
| .. Percentage if shareholding   | 65.17          | 65.17          | 65.17   | 65.17   | 100.00                         |


| INVESTORS COMPLAINTS                            |     |
|---|-----|
| Pending at the beginning of the Quarter         | Nil |
| Received During the Quarter                     | Nil |
| Disposed of during the Quarter                  | Nil |
| Remaining un resolved at the end of the Quarter | Nil |


- Notes :1. The entire operations of the company relate to only one segment viz. Property Development  
 2.The above results were reviewed by the Audit Committee and approved by the Board of Directors at the Board Meeting held on 31.01.2017  
 3.Figures for the previous cooresponding period have been regrouped where ever considered necessary.

Place : Chennai  
 Date : 31.01.2017

2/1

for Dugar Housing Developments Ltd

  
Director





# DUGAR

## HOUSING DEVELOPMENTS LIMITED

Rs.in Lakhs


For the quarter ended 31.12.2016

| Particulars  | 3 months ended | 3 months ended | Corresponding 3 months ended in the previous year | Year to date figures for current period ended | Previous accounting year ended |
|--|----------------|----------------|---|---|--------------------------------|
|  | 31.12.2016     | 30.09.2016     | 31.12.2015  | 31.12.2016                                    | 31.03.2016                     |
|  | Unaudited      | Audited        | unaudited   | Unaudited                                     | Audited                        |
| <b>1. Segment revenue</b><br>[net sale / income from each segment should be disclosed under this head] |                |                |   |   |                                |
| (a) Segment - A : <b>PROPERTY DEVELOPMENT</b>  | 0.00           | 0.00           | 10.25   | 0.00  | 6.50                           |
| (b) Segment - B  |                |                |   |   |                                |
| (c) Segment - C  |                |                |   |   |                                |
| (d) Segment - ..   |                |                |   |   |                                |
| (e) Unallocated  |                |                |   |   |                                |
| Total  | 0.00           | 0.00           | 10.25   | 0.00  | 6.50                           |
| Less : Inter Segment Revenue   |                |                |   |   |                                |
| <b>2. Segment results (profit) (+) / Loss (-)</b><br>before tax and interest from each segment         |                |                |   |   |                                |
| (a) Segment - A : <b>PROPERTY DEVELOPMENT</b>  | -3.32          | -1.73          | 8.40  | -8.68   | 1.40                           |
| (b) Segment - B  |                |                |   |   |                                |
| (c) Segment - C  |                |                |   |   |                                |
| (d) Segment - ..   |                |                |   |   |                                |
| (e) Unallocated  |                |                |   |   |                                |
| Total  | -3.32          | -1.73          | 8.40  | -8.68   | 1.40                           |
| Less : (i) Interest**  |                |                |   |   |                                |
| (ii) Other unallocable expenditure net off   |                |                |   |   |                                |
| (iii) Unallocable income   |                |                |   |   |                                |
| Total Profit Before Tax  |                |                |   |   |                                |
| <b>3. Capital employed</b><br>(Segment assets - segment liabilities)                                   |                |                |   |   |                                |
| (a) Segment - A : <b>PROPERTY DEVELOPMENT</b>  | (3.32)         | (1.73)         | 8.40  | (8.68)  | 1.40                           |
| (b) Segment - B  |                |                |   |   |                                |
| (c) Segment - C  |                |                |   |   |                                |
| (d) Segment - ..   |                |                |   |   |                                |
| (e) Unallocated  |                |                |   |   |                                |
| Total  |                |                |   |   |                                |

Place : Chennai  
Date : 31.01.2017

for the order of the Board  
for Dugar Housing Developments Ltd

9/6



*(Signature)*  
Director